

DONATION OR CONTRIBUTION REQUEST FORM



Gilman Coop Creamery is proud of our commitment to the local community. We are devoted to promoting vitality and well-being in our surrounding neighborhoods by supporting local organizations.

Please keep in mind that we receive many requests and try to help as many organizations as possible.

CURRENT DATE: _____

REQUESTING PERSON: _____

REQUESTING ORGANIZATION: _____


POINT OF CONTACT: _____


EVENT DESCRIPTION: _____


DONATION REQUESTED: _____

DATE DONATION NEEDED BY: _____

Please send or drop off the completed application to,

 lydia@gilmancreamery.com

 Gilman Coop Creamery
PO Box 7
Gilman, MN 56333

 Gilman Coop Creamery
9920 115th St NE
Gilman, MN 56333

Upon receiving the completed application, we will notify you of our decision as soon as possible.

LOWER PORTION FOR USE BY GILMAN COOPERATIVE CREAMERY ONLY.

AUTHORIZED BY: _____

DIRECTIONS FOR DONATION: _____